

# Imprivata PatientSecure palm vein scanner

For touchless biometric patient identification

## Benefits

- Touchless authentication by holding your hand just above the device
- Design supports appropriate hand placement for first-time enrollment
- Made of medical grade plastic, copper antimicrobial and bactericide surfaces to ensure acceptance by infection control and, more importantly, patients



## A complete patient identification solution

A palm vein scanner is a core component of the Imprivata PatientSecure palm biometric solution. Designed with patients in mind and tested by individuals of varied demographics, the hardware helps to ensure ease of use and cleaning and connote safety, durability, and advanced technology.

## Touchless identification with antimicrobial technology

The latest Imprivata palm vein scanner, HDW-PVS-TLS, is the ideal complementary scanner for Imprivata PatientSecure. Patients can be identified in seconds by hovering their palm over the scanner. And all areas that may be touched by the patient are covered with a copper alloy that kills greater than 99.99% of bacteria within two hours\*.

The palm scanner is designed to:

- Support guided enrollment and touchless authentication
- Increase patient safety, and perception of safety, with use of antimicrobial surfaces and lack of direct contact
- Connect, via USB, directly to a workstation running Imprivata PatientSecure software

## Key specifications

- Encryption: AES 256 Data Encryption
- Authentication method: Palm vein biometric reading by near-infrared light
- Authentication time: Between two and three seconds
- Capturing distance: 40 mm – 60 mm
- False accept rate (FAR): 0.00008%
- False reject rate (FRR): 0.01%
- Copper coating: Antimicrobial copper alloys, containing 96.2% copper



## About Imprivata



Imprivata, the digital identity company for healthcare, provides identity, authentication, and access management solutions that are purpose-built to solve healthcare's unique workflow, security, and compliance challenges.




### Why choose Forward Advantage as your Imprivata PatientSecure reseller and deployment partner?

With more than 25 years of healthcare experience and a deep understanding of clinical workflows, Forward Advantage offers an exceptional customer experience from purchase through implementation and beyond. Our professional services are customizable to meet each customer's unique needs so you and your providers can spend more time on what really matters: improving patient health.

Let Forward Advantage help make your goals a reality. Talk to one of our solution experts today!

 559.447.1777  
 info@forwardadvantage.com

 www.forwardadvantage.com  
7255 N. First Street, Suite 106  
Fresno, CA 93720

## Why a copper coating?

Copper kills bacteria\* with a simple and multifaceted attack. When microbes land on copper surfaces, the copper ions on the surface release and enter into the cell. The copper ions then interfere with the cell and destroy their DNA. Because the DNA is destroyed, the bacteria\* can no longer mutate.

Copper surfaces add another layer of hygiene to surfaces by continuously killing harmful bacteria, but still need to be cleaned and sanitized.

## How to clean copper surfaces

Here are three cleaning product categories to consider when cleaning the surface:

### Hospital detergents

Use to clean oils and grease from the surface.

- Always refer to manufacturers' guidelines
- Use before disinfecting surfaces
- Discard cleaning wipes after each use

### Hospital disinfectants

Use any of the following to disinfect the surface.

- Alcohol
- Bleach
- Quaternary ammonium
- Ammonium chloride
- Phenol and ammonia

### Metal polishes and cleaners

Use to brighten the surface.

- Citric acid-based cleaners

### Cleaning products to avoid

- Disinfectants containing metal-ion chelators, such as EDTA; these cleaning agents have the potential to reduce the copper's efficacy
- Proprietary polishing products, such as Brasso; these will clean the copper but may leave a residue that can interfere with the antimicrobial effect

\* Laboratory testing shows that, when cleaned regularly, antimicrobial copper surfaces kill greater than 99.9% of the following bacteria within two hours of exposure: MRSA, VRE, Staphylococcus aureus, Enterobacter aerogenes, Pseudomonas aeruginosa, and E. coli O157:H7. Antimicrobial copper surfaces are a supplement to and not a substitute for standard infection control practices and have been shown to reduce microbial contamination, but not to necessarily prevent cross contamination or infections; users must continue to follow all current infection control practices.